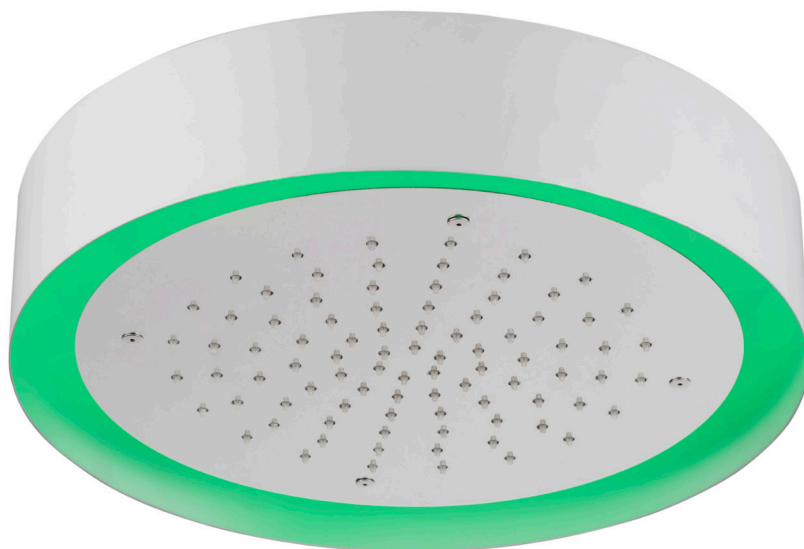
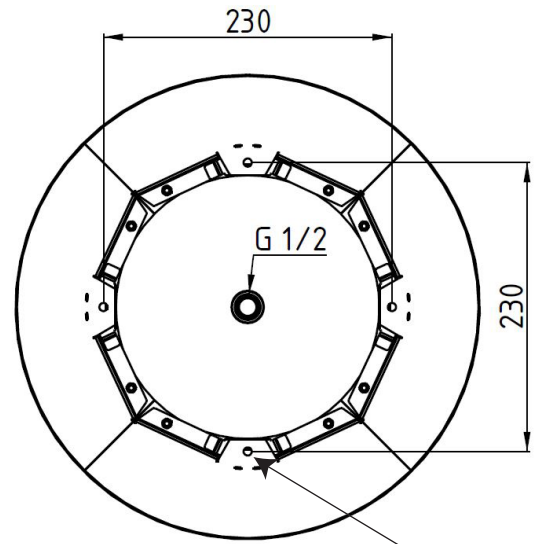

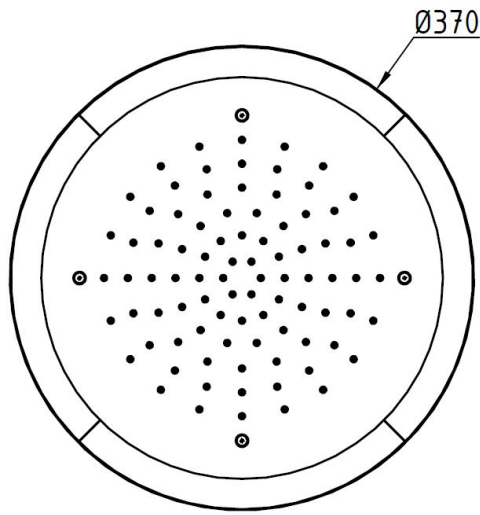
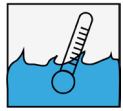


**IT - ISTRUZIONI DI MONTAGGIO**  
**EN - ASSEMBLY INSTRUCTIONS**  
**DE - MONTAGEANLEITUNG**  
**FR - INSTRUCTIONS DE MONTAGE**





IT-Barra filettata  
EN-Threaded rod  
DE-Gewindestange  
FR-Tige filetée


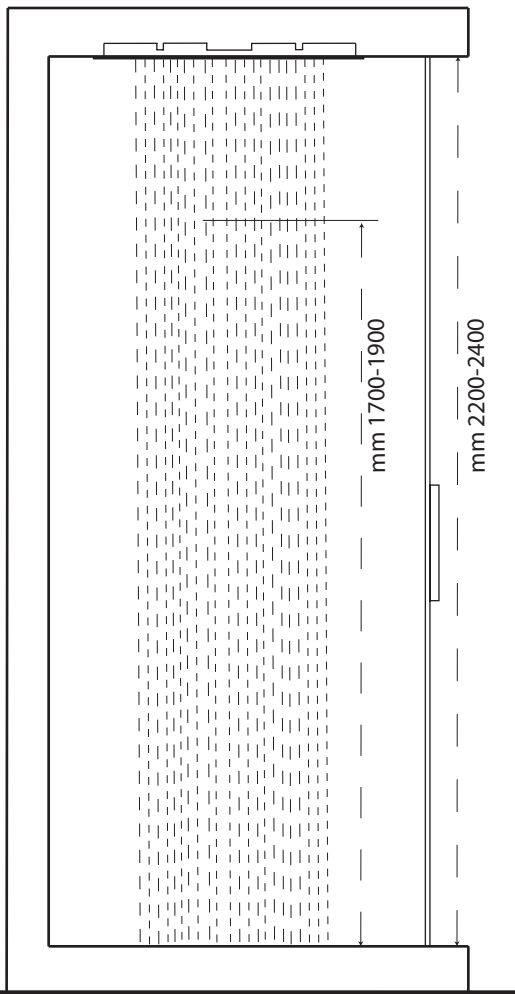
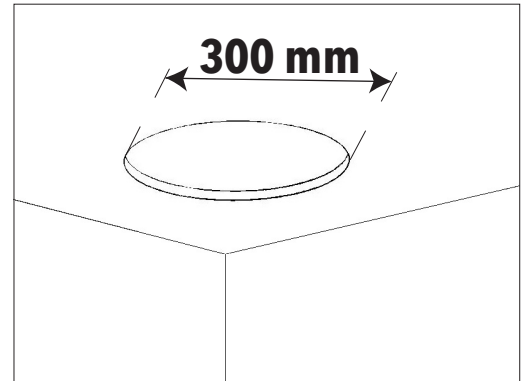


MAX 70°C  
BEST 38/40°C



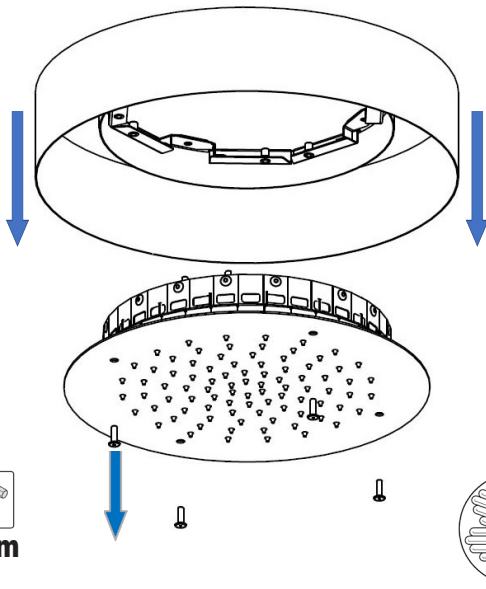
MIN 1 Bar  
MAX 5 Bar  
BEST 3 Bar

IT-Dimensioni foro  
EN-Hole size  
DE-Lochgröße  
FR-Taille du trou

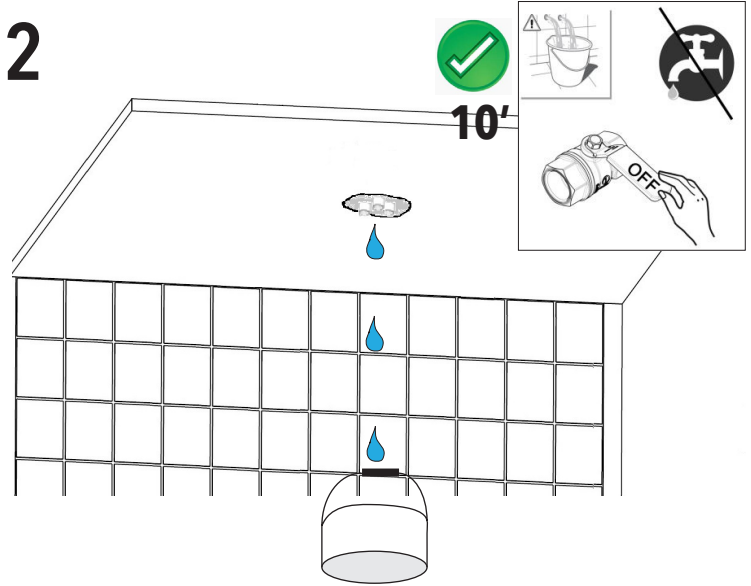


IT - L'apparechio deve essere installato da personale abilitato ai sensi e per l'effetto delle leggi in vigore.  
EN - According to the law, all installation and maintenance operations require a qualified person.  
DE - Das Gerät muss von qualifiziertem Personal gemäß den geltenden Gesetzen installiert werden.  
FR - L'appareil doit être installé par du personnel qualifié conformément et pour l'effet des lois en vigueur.

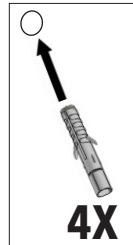
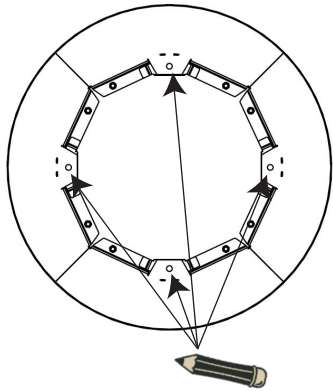
1



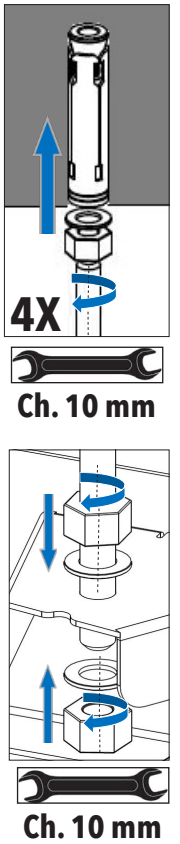
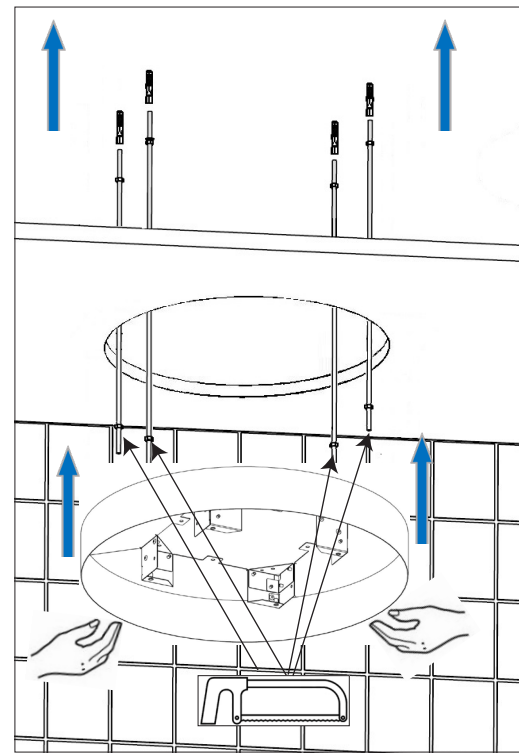
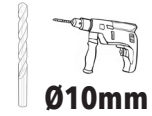
2



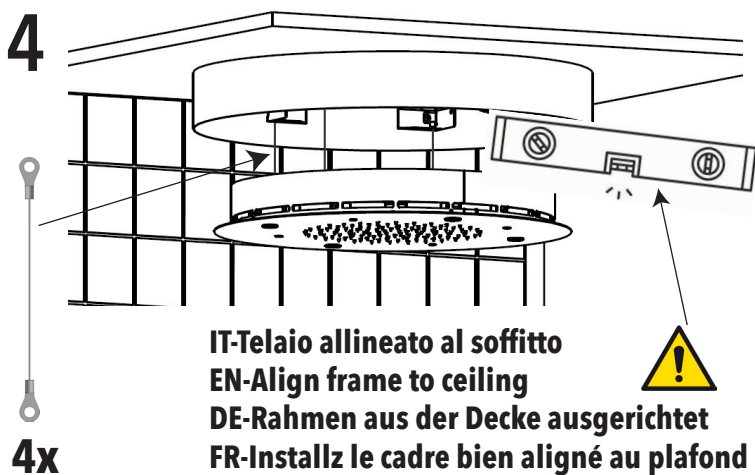
"3A"




"3B"



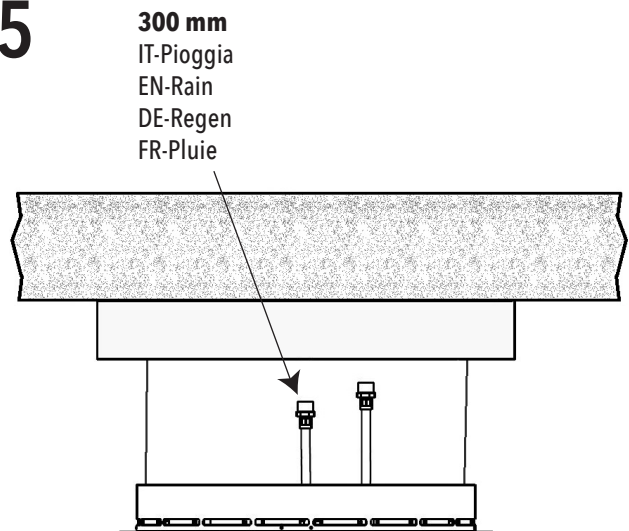
4



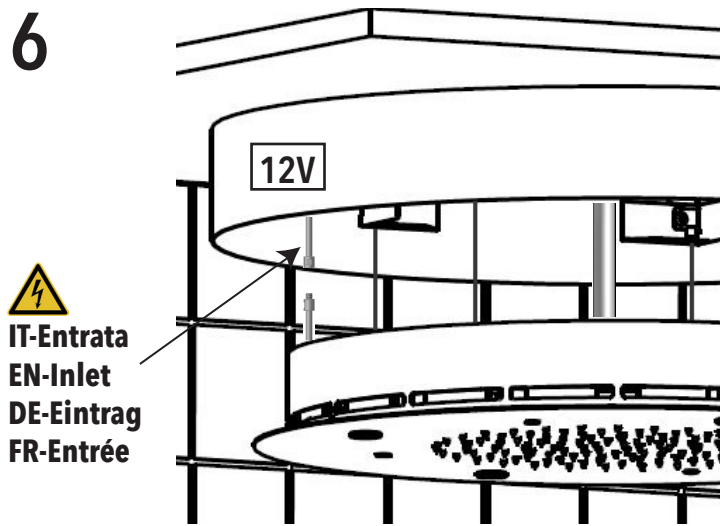
4x

 IT-Cavo di sicurezza (se fornito)  
 EN-Safety cable (if supplied)  
 DE-Sicherheitskabel (sofern vorhanden)  
 FR-Câble de sécurité (si fourni)

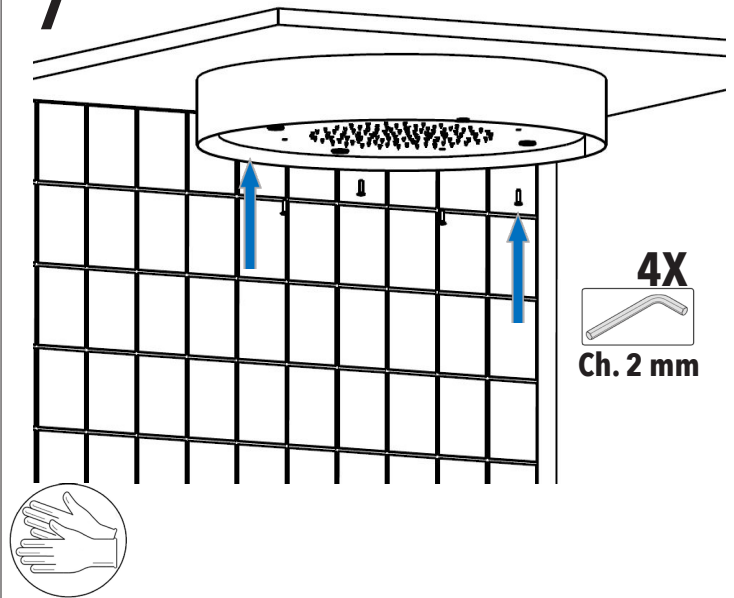
5



6




7



## CROMOTERAPIA - CHROMOTHERAPY - FARB THERAPIE - CHROMOTHÉRAPIE

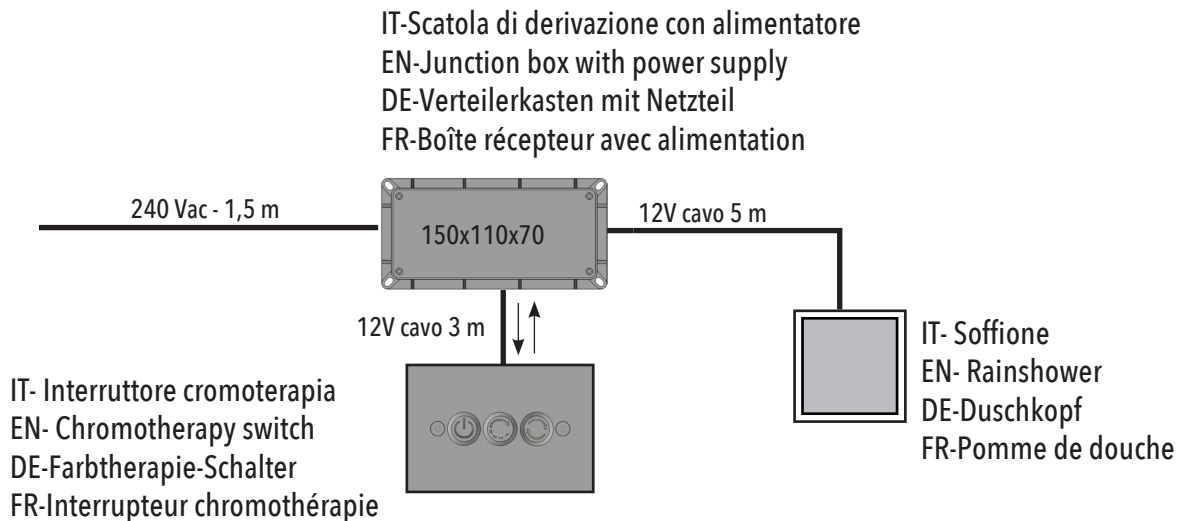
IT - Comando incasso a muro  
 EN - In-wall control  
 DE - Wandeinbau  
 FR - Commande encastrée au mur

 IT - Prima di qualsiasi operazione togliere sempre la tensione all'impianto.  
 EN - Always turn voltage off before performing any operation on the electric system.  
 DE - Vor jedem Vorgang immer die Spannung der elektrischen Anlage entfernen.  
 FR - Coupez toujours la tension avant d'effectuer toute opération.

IT - Installare l'alimentatore Class 2 - 12 Vac +/- 3% - Min. 35 VA nella zona 3 conforme alle distanze di sicurezza previste dalle normative CEI.  
 EN - Install the Class 2 - 12 Vac +/- 3% - Min. 35 VA device in zone 3, as per the IEC regulations about safety distance.  
 DE - Installieren Sie das Netzteil der Klasse 2 - 12 V DC +/- 3% - Min. 35 VA in Zone 3 gemäß den Sicherheitsabständen, die in den CEI-Vorschriften vorgeschrieben sind.  
 FR - Installez l'appareil Classe 2 - 12 Vca +/- 3% - Min. 35 VA dans la zone 3 en respectant les réglementations CEI sur la distance de sécurité.


**IT - Collegamento elettrico**  
**EN - Electrical connection setup**  
**DE - Aufbau der elektrischen Verbindung**  
**FR - Configuration de la connexion électrique**




IT-Tensione EN-Voltage DE-Stromspannung FR-Tension	Frequenza Frequency Frequenz La fréquence	Potenza nominale Max. Max. rated power input Max. spezifizierte Leistung Max. puissance d'entrée nominale	Grado di protezione parti elettriche Protection level of electrical parts Schutzgrad für elektrische Teile Niveau de protection des pièces électriques	Grado di protezione pulsante Button protection level Schutzgradknopf Niveau de protection des boutons
<b>100-240 VAC</b>	<b>50-60 Hz</b>	<b>30 W</b>	<b>IP55</b>	<b>IP64</b>



**IT-Modalità di funzionamento LED RGB**  
**EN-Mode of operation of the RGB LED**  
**DE-Funktionsweise der RGB-LED**  
**FR-Mode de fonctionnement de la LED RVB**

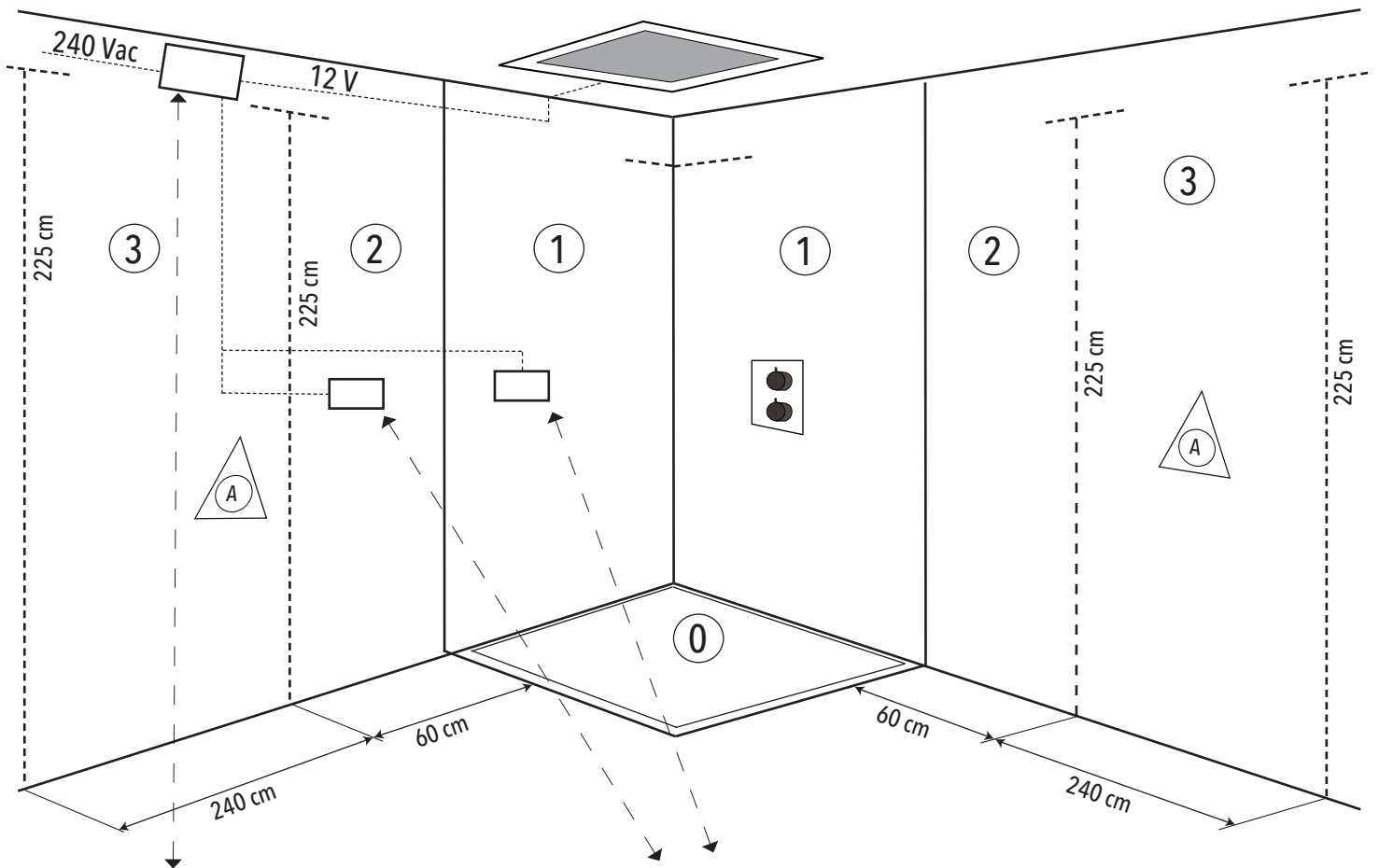
IT - Sequenza colori: Bianco - Rosso - Verde - Blu - Giallo - Fucsia - Azzurro.  
 EN- Color sequence: White - Red - Green - Blue - Yellow - Fuchsia - Bright Blue.  
 DE-Farbfolge: Weiß - Rot - Grün - Blau - Gelb - Fuchsia - Hellblau.  
 FR-Séquence de couleurs: blanc - rouge - vert - bleu - jaune - fuchsia - bleu vif.



-  IT- Tasto ON/OFF  
 EN- ON/OFF switch  
 DE-Ein-/ Aus-Schalter  
 FR-Allumer / éteindre
-  IT- Scelta manuale del colore  
 EN- Manual color selection  
 DE-Manuelle Auswahl der Farbe  
 FR-Choix de couleur
-  IT- Cromoterapia modalità automatica, rotazione colori come sequenza ogni minuto.  
 EN- Automatic chromotherapy, color rotation every minute following the sequence above.  
 DE-Automatische Farbtherapie, Farbrotaion als Sequenz jede Minute.  
 FR-Chromothérapie mode automatique, rotation des couleurs en séquence toutes les minutes.

**IT- Predisposizione elettrica**  
**EN- Electrical setup**  
**DE- Elektrische Veranlagung**  
**FR- Installation électrique**

IT- Soffione  
 EN- Rainshower  
 DE- Duschkopf  
 FR- Pomme de douche



**IT- SCATOLA DI DERIVAZIONE**

Ipotetica posizione per scatola di derivazione (cavo di 1,5 m 240Vac, esterna a cabina doccia).

**EN- JUNCTION BOX**

Ideal position of the in-wall junction box (cable: 1.5 m, 240Vac. outside the shower box).

**DE- VERTEILERKASTEN**

Bestmögliche Position für Verteilerkasten (1,5 m 240 VAC Kabel, außerhalb der Duschkabine).

**FR- BOÎTE RÉCEPTEUR**

Position hypothétique de la boîte de jonction dans le mur (câbles de 1,5 m, 240 Vac. l'extérieur de la cabine de douche).

IT- Ipotesica posizione per pulsantiera cromoterapia (cavo di 3m 12V).  
 EN- Hypothetical position for chromotherapy button panel (3m 12V cable).

DE- Hypothetische Position für das Chromotherapie-Tastenfeld (3 m 12 V-Kabel).

FR- Position hypothétique du panneau de boutons de chromothérapie (câble 12V 3m)



**Norme CEI**

**IEC regulations**

**IEC-Normen**

IT- Zona (3) d'installazione della scatola di derivazione.

EN- Installation area (3) for the junction box.

DE- Gebiet (3) der Installation des Verteilerkasten

FR- Zone d'installation (3) de la boîte de jonction.



### **IT - LA GARANZIA DEL PRODOTTO NON COPRE**

L'utilizzo improprio.  
L'errata predisposizione dell'impianto idraulico.  
Danni causati da depositi di calcare o altre impurità.  
Detergenti non adatti.

### **EN - NOT COVERED BY PRODUCT CARE**

Not correct use.  
Incorrect setup of the hydraulic system.  
Water impurities or limestone deposits.  
Improper detergents.

### **DE - DIE PRODUKTGARANTIE GILT NICHT**

Die falsche Verwendung  
Die falsche Anordnung des Hydrauliksystems.  
Schäden durch Kalkablagerungen oder andere  
Verunreinigungen.  
Ungeeignete Reiniger.

### **FR - LA GARANTIE DU PRODUIT NE COUVRE PAS**

Utilisation incorrecte.  
La mauvaise disposition du système hydraulique.  
Dommages causés par des dépôts de calcaire ou  
d'autres impuretés.  
Nettoyants inappropriés.



### **IT - DUE ANNI DI GARANZIA DEL PRODOTTO**

Contro i difetti o vizi di fabbricazione.

### **EN - TWO-YEAR PRODUCT CARE**

Against defects of fabrication.

### **DE - ZWEI JAHRE LANG PRODUKTGARANTIE**

Gegen Mängel oder Herstellungsfehler

### **FR - GARANTIE DE PRODUITS DE DEUX ANSO**

Contre les défauts de fabrication.

**IT - ATTENZIONE:** Si declina ogni responsabilità relativa ad eventuali inesattezze contenute in queste istruzioni dovute ad errori di trascrizione.

**EN - WARNING:** We decline all responsibility for eventual inaccuracy contained in the instructions due to transcript errors.

**DE - ACHTUNG:** Wir lehnen jede Verantwortung für Ungenauigkeiten in diesen Anleitung aufgrund von Transkriptionsfehlern ab.

**FR - ATTENTION:** Nous déclinons toute responsabilité pour toute inexactitude contenue dans ces instructions en raison d'erreurs de transcription.

